


BALLS

MY EARLY HOMESCHOOL



BALLS - MATERIALS LIST

MY EARLY HOMESCHOOL

- Balls (play balls, textured balls)
- Brown paper/marker
- Bucket/Basket
- Child tweezers
- Paint
- Balloons
- Markers
- Cardboard rolls
- Muffin tins
- Bowling pins (plastic bottles/cups)
- Golf club (pinata stick)
- Dot markers
- Food droppers
- Food coloring
- Cotton balls
- Glitter pompoms, sequins

BALLS: DAY 1

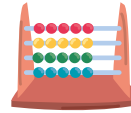
MY EARLY HOMESCHOOL



LITERACY

POSITIONAL WORDS

- Practice following verbal cues and vocabulary
- Provide balls
- Give cues that involve position, for example:
 - in the box, outside the box
 - above the table, below the table
 - place the red ball between the yellow balls



MATH

ICE CREAM COUNT

- Write numbers on ice cream cone cutouts
- Use child tweezers to place pompom ice cream scoops above cone
- Compare the height of ice cream scoops
- Determine which number is greater vs less



SENSORY/ART

SENSORY BALL PAINT

- Explore ways of painting with textured balls
- This might include rolling ball around tray, stamping, or gliding.



GROSS MOTOR/SONG

BALLOON TENNIS

- Hit a balloon back and forth using a racket, fly swatter, or even an empty paper towel roll



CHARACTER COUNTS

- Discuss '**Gratitude**' this week
- Why is gratitude good for the soul?
- Make a list of things you are thankful for

BALLS: DAY 2

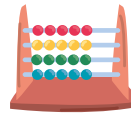
MY EARLY HOMESCHOOL



LANGUAGE

LETTER BALL BUCKETS

- Label letters on play balls
- Set a 30 second timer and toss as many balls into a bucket
- When the timer rings, identify letters on balls that landed in the bucket



MATH/COGNITION

BALL SORT

- Gather a basket of various balls (or roll playdough balls)
- Sort them into small, medium, and big groups
- Expand activity by sorting colors and textures



SENSORY/ART

WATER SENSORY PLAY

- Fill a sensory bin or swimming pool with playballs and have a blast!
- Add scoops and other transferring tools to enhance activity



GROSS MOTOR/SONG

SOCCER

- Practice gross motor skills by kicking a ball into a goal, around obstacles, and to one another!



STEM

PIPES

- Create pipes and ramps with empty cardboard rolls
- Explore rolling a variety of balls - ping pong, golf, marbles, play balls
- Investigate which balls roll down the fastest and why

BALLS: DAY 3

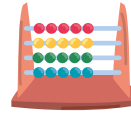
MY EARLY HOMESCHOOL



LITERACY

LETTER MATCH

- Tape letters in muffin tins and on play balls
- Place ball in matching slot while identifying the letter
- Help your child sound out each letter throughout the activity!



MATH

NUMBER BOWLING

- Create bowling pins using empty bottles, plastic cups, or anything you have on hand
- Write numbers on each pin
- Knock down as many as you can and identify the pins that tipped over



SENSORY/ART

BALLOON FACES

- Decorate balloons using markers
- Fill them up with air and take a look at the designs you created
- Take this opportunity to explore emotions!



GROSS MOTOR/SONG

BOUNCEY BALLY

- Explore sense of rhythm as your child taps/bounces a ball to the beat of music
- When you hit pause, FREEZE, and repeat
- Practice gross motor and listening skills



DRAMATIC PLAY

ICE CREAM SHOP

- Set up a stand and sell "ice cream" using pompoms!
- Add fun toppings with glitter pompoms and sequins

BALLS: DAY 4


MY EARLY HOMESCHOOL



LITERACY

LETTER TARGETS

- Tape letters to wall
- Throw a ball to hit a letter target and identify the letters that got hit



MATH

NUMBER TOSS

- Label play balls with a set of numbers your child is working on
- Call out a number for child to find and toss it in a bucket!
- Expand activity by tossing balls in order of a number sequence



SENSORY/ART

ICE CREAM COLORS

- Draw an ice cream cone and glue cotton balls 'ice cream' above cone
- Use a food dropper to drop food coloring mixtures to cotton balls
- Observe how the cotton balls soak the mixtures and create colorful ice cream!



GROSS MOTOR/SONG

BASKETBALL

- Play your child's favorite song and toss as many balls as possible into a hoop/laundry hamper
- Hit PAUSE and count how many you got



FAMILY FUN IDEA

- Go on an ice cream date this week and make some memories

BALLS: DAY 5


MY EARLY HOMESCHOOL



LITERACY

DOT NAMES

- Write your child's name
- Let your child trace their names by stamping dot markers



MATH

COLOR SORT

- Prepare baskets labeled with colors and a set of number cards
- Invite child to sort play balls according to color
- Count how many balls are in each group and find the number card



SENSORY/ART

POM POM SENSORY

- Fill a water bin with colorful pompoms
- Add scoops and cups for water play



GROSS MOTOR/SONG

GOLF

- Tape paper tunnels onto the floor
- Use a golf club or pinata stick to hit a ball through the tunnel



HOME APPLICATIONS

- Invite your child to assist in unloading the dishwasher and organizing utensils this week